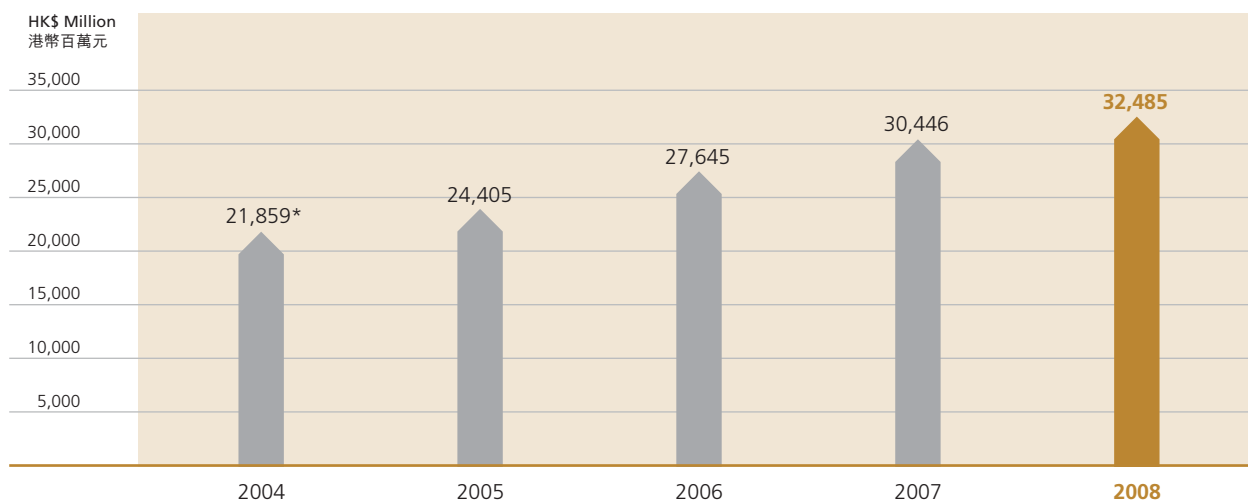
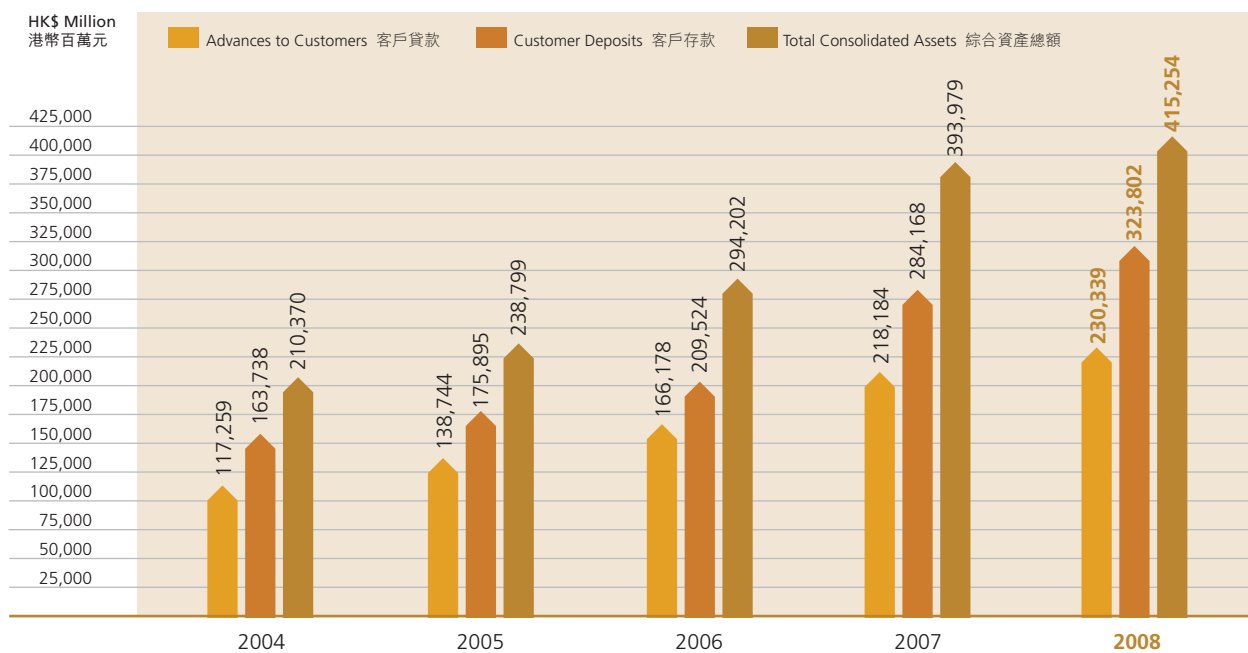


# FIVE-YEAR FINANCIAL SUMMARY

## TOTAL EQUITY 股東權益總額

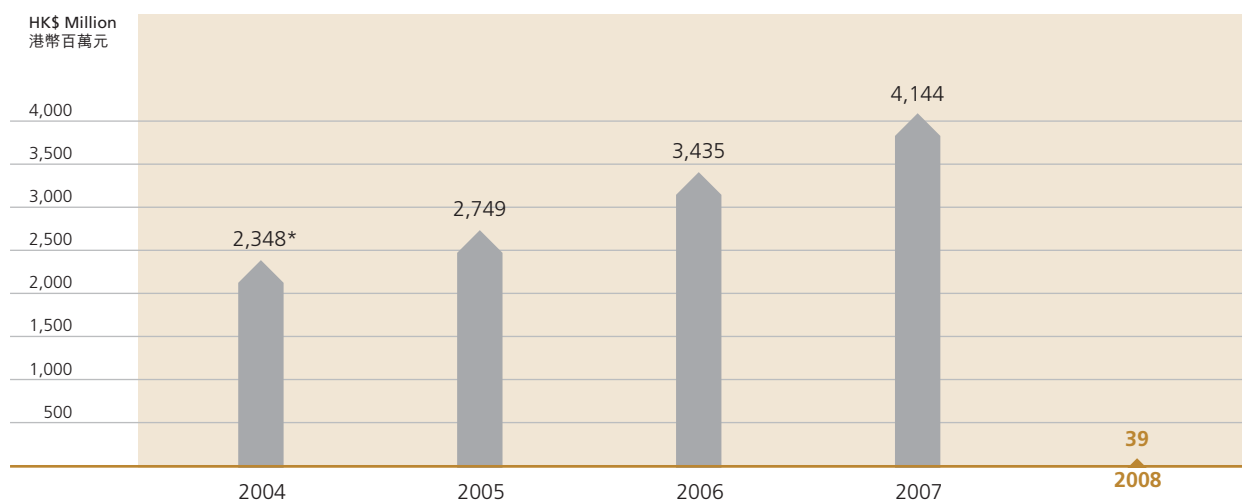


## ADVANCES TO CUSTOMERS / CUSTOMER DEPOSITS / TOTAL CONSOLIDATED ASSETS 客戶貸款／客戶存款／綜合資產總額



## 5 年財務概要

### PROFIT ATTRIBUTABLE TO EQUITY HOLDERS OF THE GROUP 可歸屬於本集團股東溢利



### FIVE-YEAR COMPARISON 5 年比較

	2004 HK\$ Million 港幣百萬元	2005 HK\$ Million 港幣百萬元	2006 HK\$ Million 港幣百萬元	2007 HK\$ Million 港幣百萬元	2008 HK\$ Million 港幣百萬元
Total equity 股東權益總額	21,859*	24,405	27,645	30,446	32,485
Customer deposits 客戶存款	163,738	175,895	209,524	284,186	323,802
Debt instruments issued 已發行債務證券	4,179	6,431	6,999	12,165	5,491
Advances to customers 客戶貸款	117,259	138,744	166,178	218,184	230,339
Total consolidated assets 綜合資產總額	210,370	238,799	294,202	393,979	415,254
Loan to deposit ratio 貸款對存款比率	70%	76%	77%	74%	70%
Profit attributable to equity holders of the Group 可歸屬於本集團股東溢利	2,348*	2,749	3,435	4,144	39
Earnings per share 每股盈利	HK\$1.59*	HK\$1.83	HK\$2.24	HK\$2.65	HK\$0.02
Dividends per share 每股股息	HK\$1.08	HK\$1.26	HK\$1.46	HK\$1.66	HK\$0.25

\* Restated due to changes in accounting policies.

\* 因會計政策變更而重報。